

MILLENSYS



**DICOM Conformance Statement**  
**for**  
**Vision Tools ENDO**  
Storage SCU, Query\Retrieve SCU  
Basic Modality Worklist SCU

© Copyright by MILLENSYS

## MILLENSYS Contacts

- **Main Office**

Address :

36 Ahmed El-Zomor Street, Nasr City, Cairo, Egypt

Telephone/Fax :

+20 2 22713860

+20 2 22754867

+20 2 22879403

- **Internet :**

Web site:

[www.millensys.com](http://www.millensys.com)

- **Email :**

Sales Department

[sales@millensys.com](mailto:sales@millensys.com)

Support Department

[support@millensys.com](mailto:support@millensys.com)

All material contained in this document is copyright MILLENSYS.

MILLENSYS and Vision Tools Logo are trademarks of MILLENSYS.

Microsoft and Windows are trademarks of Microsoft Corporation in the United States and other countries.

The information presented in this document is correct at time of going to press. However, it is subject to change without notice.

This document may not be photocopied, reproduced or translated into another language, in whole or in part, without the consent of MILLENSYS.

Vision Tools User Guide. ©

**Document Information**

<b>Author</b>	Eng.Ahmed Hussein	Tel: +20 2 22754867 E-Mail: <a href="mailto:a_hussein@millensys.com">a_hussein@millensys.com</a>
<b>Editing&amp;layout</b>	Eng.Hossam Rady	Tel: +20 2 22713860 E-Mail: <a href="mailto:h_rady@millensys.com">h_rady@millensys.com</a>
<b>For questions regarding the technical content of this document, please contact:</b>	Eng.Ahmed Hussein	Tel: +20 2 22754867 E-Mail: <a href="mailto:a_hussein@millensys.com">a_hussein@millensys.com</a>

**Table 1:Document Information Table**

MILLENSYS

## Table of Content

<b>1. INTRODUCTION</b> .....	<b>8</b>
<b>1.1 OVERVIEW</b> .....	<b>8</b>
<b>1.2 SCOPE AND FIELD OF APPLICATION</b> .....	<b>8</b>
<b>1.3 INTENDED AUDIENCE</b> .....	<b>8</b>
<b>1.3.1 Integration</b> .....	<b>8</b>
<b>1.3.2 Validation</b> .....	<b>9</b>
<b>1.3.3 Future Evolution</b> .....	<b>9</b>
<b>1.4 REFERENCES</b> .....	<b>9</b>
<b>1.5 DEFINITIONS</b> .....	<b>10</b>
<b>1.6 ACRONYMS, ABBREVIATIONS AND SYMBOLS</b> .....	<b>11</b>
<b>2. IMPLEMENTATION MODEL</b> .....	<b>12</b>
<b>2.1 VERIFICATION</b> .....	<b>12</b>
<b>2.1.1 Application Data Flow Diagram</b> .....	<b>12</b>
<b>2.1.2 Functional Definitions of AE's</b> .....	<b>12</b>
<b>2.2 STORAGE</b> .....	<b>13</b>
<b>2.2.1 Application Data Flow Diagram</b> .....	<b>13</b>
<b>2.2.2 Functional Definitions of AE's</b> .....	<b>13</b>
<b>2.2.2.1 Storage SCU</b> .....	<b>13</b>
<b>2.3 BASIC WORKLIST</b> .....	<b>14</b>
<b>2.3.1 Application Data Flow Diagram</b> .....	<b>14</b>
<b>2.3.2 Functional Definitions of AE's</b> .....	<b>14</b>
<b>2.4 QUERY AND RETRIEVE</b> .....	<b>15</b>
<b>2.4.1 Application Data Flow Diagram</b> .....	<b>15</b>
<b>2.4.2 Functional Definitions of AE's</b> .....	<b>15</b>
<b>2.4.2.1 Query/Retrieve SCU</b> .....	<b>15</b>
<b>3. AE SPECIFICATIONS</b> .....	<b>16</b>
<b>3.1 AE VERIFICATION SPECIFICATIONS</b> .....	<b>16</b>
<b>3.1.1 Association Initiation Policy</b> .....	<b>16</b>
<b>3.1.1.1 Real-World Activity - Verification SCU</b> .....	<b>16</b>
<b>3.1.1.1.1 Associated Real-World Activity - Verification SCU</b> .....	<b>16</b>
<b>3.1.1.1.2 Proposed Presentation Contexts - Verification SCU</b> .....	<b>16</b>
<b>3.1.1.1.3 SOP Specific Conformance Statement - Verification SCU</b> .....	<b>16</b>
<b>3.2 STORAGE AE SPECIFICATIONS</b> .....	<b>17</b>
<b>3.2.1 Association Establishment Policies</b> .....	<b>17</b>
<b>3.2.1.1 General</b> .....	<b>17</b>
<b>3.2.1.2 Number of Association</b> .....	<b>17</b>
<b>3.2.1.3 Asynchronous Nature</b> .....	<b>17</b>
<b>3.2.1.4 Implementation Identifying Information</b> .....	<b>17</b>
<b>3.2.2 Association Initiation Policy</b> .....	<b>17</b>
<b>3.2.2.1 Real-World Activity - Storage SCU</b> .....	<b>17</b>
<b>3.2.2.1.1 Associated Real-World Activity - Storage SCU</b> .....	<b>17</b>
<b>3.2.2.1.2 Proposed Presentation Contexts - Storage SCU</b> .....	<b>18</b>
<b>3.3 BASIC WORKLIST AE SPECIFICATION</b> .....	<b>19</b>
<b>3.3.1 Association Establishment Policies</b> .....	<b>19</b>
<b>3.3.1.1 General</b> .....	<b>19</b>

3.3.1.2 Number of Associations	19
3.3.1.3 Asynchronous Nature	19
3.3.1.4 Implementation Identifying Information	19
<b>3.3.2 Association Initiation Policy</b>	<b>20</b>
3.3.2.1 Real World Activity	20
3.3.2.1.1 Associated Real-World Activity	20
3.3.2.1.2 Proposed Presentation Contexts – Find SCU	20
3.3.2.1.3 SOP Specific Conformance Statement	21
<b>3.4 QUERY/RETRIEVE AE SPECIFICATION</b>	<b>23</b>
<b>3.4.1 Association Establishment Policies</b>	<b>24</b>
3.4.1.1 General	24
3.4.1.2 Number of Associations	24
3.4.1.3 Asynchronous Nature	24
<b>3.4.2 Association Initiation Policy</b>	<b>24</b>
3.4.2.1 Real World Activity - Find SCU	24
3.4.2.1.1 Associated Real-World Activity - Find SCU	24
3.4.2.1.2 Proposed Presentation Contexts - Find SCU	25
3.4.2.1.3 SOP Specific Conformance Statement - Find SCU	25
3.4.2.2 Real World Activity - Move SCU	27
3.4.2.2.1 Associated Real-World Activity - Move SCU	27
3.4.2.2.2 Proposed Presentation Contexts - Move SCU	27
3.4.2.2.3 SOP Specific Conformance Statement - Move SCU	27
<b>4. COMMUNICATION PROFILE</b>	<b>29</b>
<b>4.1 SUPPORTED COMMUNICATION STACKS</b>	<b>29</b>
4.1.1 OSI Stack	29
4.1.2 TCP/IP Stack	29
4.1.2.1 API	29
4.1.2.2 Physical Media Support	29
4.1.3 Point-to-Point Stack	29
<b>5. CONFIGURATION</b>	<b>30</b>
5.1 AE TITLE / PRESENTATION ADDRESS MAPPING	30
5.2 CONFIGURABLE PARAMETERS	31
5.2.1 Storage	31
5.2.2 Time out Parameters	31
5.3 DEFAULT PARAMETERS	31

## List of Figures

<b>FIGURE 1: APPLICATION DATA FLOW DIAGRAM OF VERIFICATION SCU</b> .....	12
<b>FIGURE 2: APPLICATION DATA FLOW DIAGRAM OF STORAGE SCU</b> .....	13
<b>FIGURE 3: APPLICATION DATA FLOW DIAGRAM OF BASIC WORKLIST SCU</b> .....	14
<b>FIGURE 4: APPLICATION DATA FLOW DIAGRAM OF QUERY/RETRIEVE SCU</b> .....	15

MILLENSYS

## List of Tables

<b>TABLE 1: DOCUMENT INFORMATION TABLE .....</b>	<b>ERROR! BOOKMARK NOT DEFINED.</b>
<b>TABLE 2: INITIALIZING PRESENTATION CONTEXTS STORAGE.....</b>	<b>18</b>
<b>TABLE 3: SOP CLASS FOR BASIC WORKLIST .....</b>	<b>19</b>
<b>TABLE 4: INITIALIZING PRESENTATION CONTEXTS BASIC WORKLIST .....</b>	<b>20</b>
<b>TABLE 5: SCHEDULED PROCEDURE STEP AND PATIENT IDENTIFICATION SEARCH KEYS.....</b>	<b>21</b>
<b>TABLE 6: SCHEDULED PROCEDURE STEP, PATIENT IDENTIFICATION, IMAGING SERVICE REQUEST, PATIENT DEMOGRAPHICS, VISIT STATUS, VISIT IDENTIFICATION RETURN KEYS .....</b>	<b>22</b>
<b>TABLE 7: SOP CLASSES FOR QUERY/RETRIEVE .....</b>	<b>23</b>
<b>TABLE 8: INITIALIZING PRESENTATION CONTEXTS QUERY.....</b>	<b>25</b>
<b>TABLE 9: PATIENT ROOT AND STUDY ROOT QUERY ATTRIBUTES .....</b>	<b>26</b>
<b>TABLE 10: INITIALIZING PRESENTATION CONTEXTS RETRIEVE.....</b>	<b>27</b>
<b>TABLE 11: PATIENT ROOT AND STUDY ROOT QUERY/RETRIEVE ATTRIBUTES .....</b>	<b>28</b>

MILLENSYS

## 1. Introduction

This chapter provides general information about the purpose, scope and contents of this Conformance Statement

### 1.1 Overview

This conformance statement refers to a Vision Tools family of products (Diagnostic and Viewing workstation) that are based on the same communication software. This document refers to each of the above products as a *System*. Unless otherwise indicated.

### 1.2 Scope and Field of Application

The scope of this DICOM Conformance Statement is to facilitate data exchange with equipment of Millennium Systems. This document specifies the compliance to the DICOM standard (formally called the NEMA PS 3.X standards). It contains a short description of the applications involved and provides technical information about the data exchange capabilities of the equipment.

The main elements describing these capabilities are: the supported DICOM Service Object Pair (SOP) Classes, Roles, Information Object Definitions (IOD) and Transfer Syntaxes.

The field of application is the integration of the Millennium Systems equipment into an environment of medical devices. This Conformance Statement should be read in conjunction with the DICOM standard and its addenda [DICOM].

### 1.3 Intended Audience

This Conformance Statement is intended for:

- I- (Potential) customers.
- II- System integrators of medical equipment.
- III- Marketing staff interested in system functionality.
- IV- Software designers implementing DICOM interfaces.

It is assumed that the reader is familiar with the DICOM standard.

#### 1.3.1 Integration



The integration of any device into a system of interconnected devices goes beyond the scope of the DICOM 3.0 standard and this conformance statement when *interoperability* is desired. The responsibility for analyzing the applications requirements and developing a solution that integrates the MillenSys equipment with other vendors' systems is the user's and should not be underestimated.

### **1.3.2 Validation**

Testing the complete range of possibilities between the MillenSys devices and non-MillenSys devices, before the connection is declared operational, is deemed to be a necessity. The user should ensure that any non-MillenSys provider accepts full responsibility for all validation required for their connection with the MillenSys devices. The accuracy of image data once it has crossed the interface between MillenSys and non-MillenSys devices as well as the stability of the image data for the intended applications is the responsibility of the non-MillenSys provider.

### **1.3.3 Future Evolution**

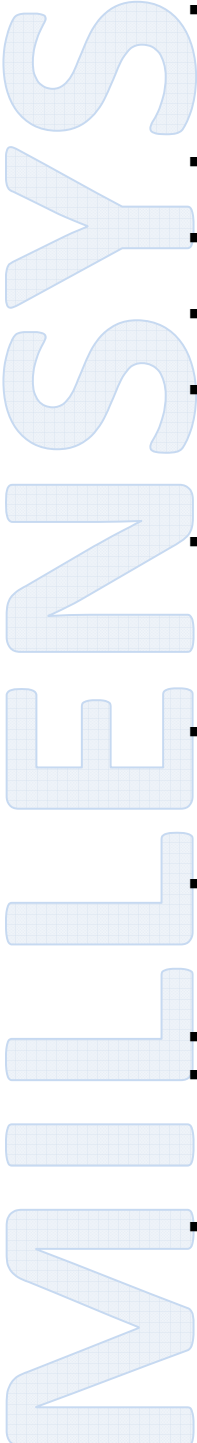
As the DICOM 3.0 standard evolves to meet the user's growing requirements and to incorporate new features and technologies, MillenSys will follow the evolution of the standard. This evolution of the standard may require changes to MillenSys devices that have implemented DICOM 3.0. The user should ensure that any non-MillenSys provider, who connects with MillenSys devices, also plans future evolution of the DICOM standard. A refusal to do so may reflect in the loss of functionality and/or connectivity between the different products.

## **1.4 References**

The **D**igital **I**maging and **C**ommunications in **M**edicine (DICOM) standard (NEMA PS 3.X):

National Electrical Manufacturers Association (NEMA),  
Publication Sales 1300 N. 17th Street, Suite 1847, Rosslyn, Va. 22209,  
United States of America.

## 1.5 Definitions

- 
- **Association Establishment** - An Association Establishment is the first phase of communication between two DICOM Application Entities (AEs). The AEs use the Association Establishment to negotiate how data will be encoded and the type of data to be exchanged.
  - **Called Application Entity Title** - The Called AE Title defines the intended receiver of an Association.
  - **Calling Application Entity Title** - The Calling AE Title defines the requestor of an Association.
  - **DICOM Message Service Element (DIMSE)** - A DIMSE defines the services and protocols utilized by an Application Entity to exchange messages.
  - **Information Object Definition (IOD)** - An IOD is the data model which is an abstraction of the real-world information. This data model defines the nature and attributes relevant to the class of real-world objects represented.
  - **Service Class Provider (SCP)** - A SCP plays the **server** role to perform operations and invoke notifications during an Association. An example of a Storage Class Provider would be an image storage device. In this case, the image storage device is storing the image that was sent by a Service Class User.
  - **Service Class User (SCU)** - A SCU plays the **client** role to invoke operations and perform notifications during an Association. An example of a SCU would be an image acquisition device. In this case, the image acquisition device will create and send DICOM image by requesting that a SCP store the image.
  - **Service/Object Pair (SOP) Class** - A SOP Class is defined by the union of an Information Object Definition and set of DIMSE Services. A DICOM Application Entity may support one or more SOP Classes. Each SOP Class is uniquely identified by a SOP Class UID.
  - **SOP Instance** - A specific occurrence of an Information Object.
  - **Transfer Syntax** – The Transfer Syntax is a set of encoding rules that allow DICOM Application Entities to negotiate the encoding techniques (e.g. data element structure, byte ordering, compression) they are able to support. The Transfer Syntax is negotiated during Association Negotiation.
  - **Unique Identifier (UID)** – A UID is a globally unique, ISO compliant, ASCII – numeric string. It guarantees uniqueness across multiple countries, sites, vendors and equipment.

## 1.6 Acronyms, Abbreviations and Symbols

- **ACC** American College of Cardiology
- **ACR** American College of Radiology
- **ASCII** American Standard Code for Information Interchanges
- **AE** Application Entity
- **ANSI** American National Standards Institute
- **DICOM** Digital Imaging and Communication in Medicine
- **DIMSE** DICOM Message Service Element
- **DIMSE-C** DICOM Message Service Element - Composite
- **DIMSE-N** DICOM Message Service Element - Normalized
- **HIS** Hospital Information System
- **HL7** Health Level 7
- **IE** Information Entity
- **IOD** Information Object Definition
- **ISO** International Standard Organization
- **NEMA** National Electric Manufacturers Association
- **PDU** Protocol Data Unit
- **RIS** Radiology Information System
- **SCP** Service Class Provider
- **SCU** Service Class User
- **SOP** Service Object Pair
- **TCP/IP** Transmission Control Protocol/Internet Protocol
- **UID** Unique Identifier

MILLENSYS

## 2. Implementation Model

The MillenSys ENDO is PC Windows NT-based software program used to work with MillenSys Vision Tools Products.

ENDO Store SCU has the ability to send images, using DICOM C-Store, to a remote AE which is predefined in the DICOM connecting remote AEs.

ENDO Modality Worklist SCU is used to retrieve the Worklist from any HIS/RIS Worklist SCP, using DICOM C-Find, according to the search critical that the user defines, the results is displayed and saved to be used later to import Patient data into Vision tools Directory and Image Tool.

### 2.1 Verification

#### 2.1.1 Application Data Flow Diagram

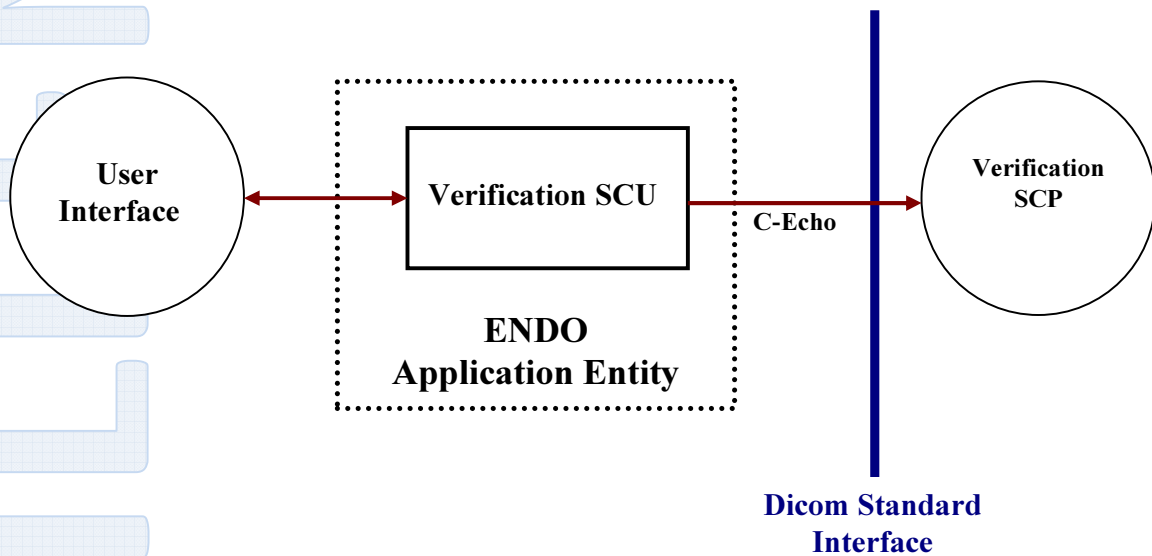


Figure 1: Application data flow diagram of verification SCU

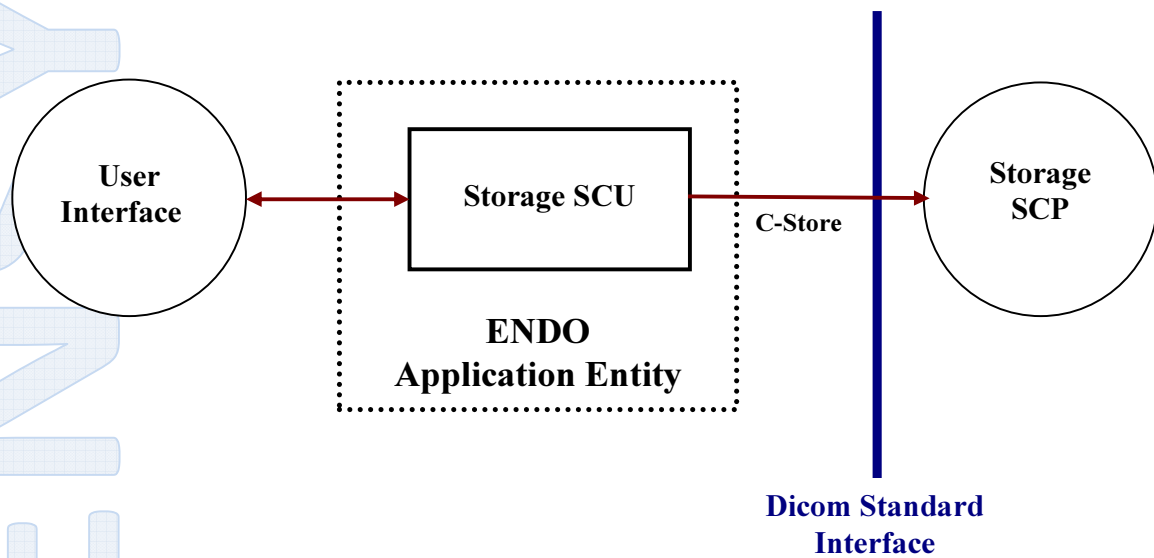
#### 2.1.2 Functional Definitions of AE's

The Echo function provides an easy way to determine if the remote AE is available. When C-Echo Function is used, an association which includes a Presentation Context for

Verification Class is proposed. A successful response indicates that the remote AE is available. The association is immediately closed.

## 2.2 Storage

### 2.2.1 Application Data Flow Diagram



**Figure 2: Application data flow diagram of Storage SCU**

### 2.2.2 Functional Definitions of AE's

#### 2.2.2.1 Storage SCU

When using ENDO C-Store SCU, the user select files to send to remote AE, form the presentation context of each file the SCP will include a list of Presentation Contexts which is proposed to the destination AE. The destination AE determines which of these Presentation Contexts it can support. The image send software then goes through the list of files Selected by the user. For each file, it determines the Presentation Context to be used and checks to see if this Presentation Context is supported by the destination AE. If so, the file is transferred. When all files have been processed the association is closed.

## 2.3 Basic Worklist

### 2.3.1 Application Data Flow Diagram

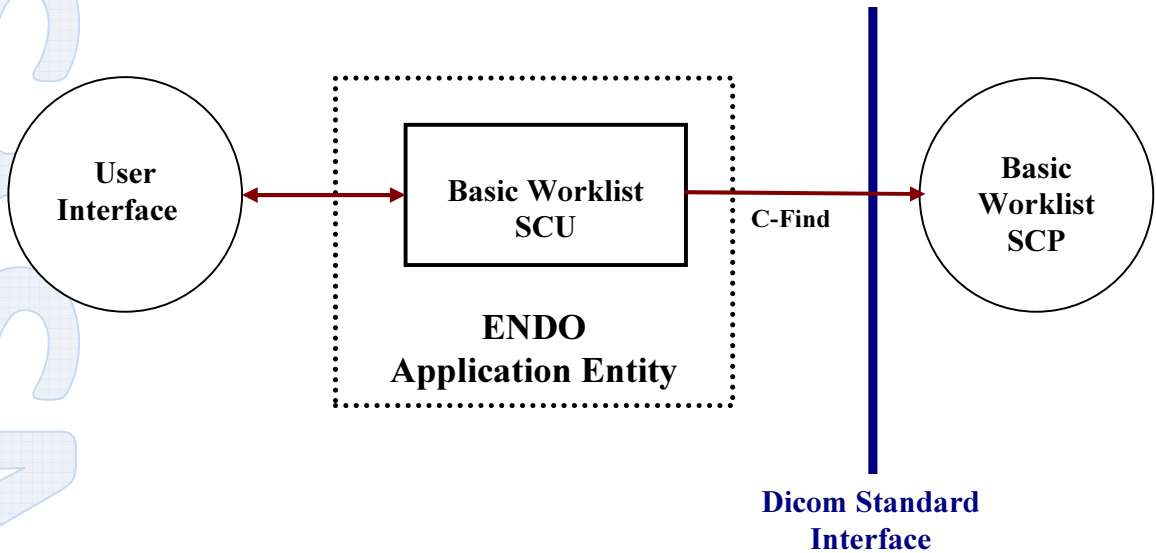


Figure 3: Application data flow diagram of Basic Worklist SCU

### 2.3.2 Functional Definitions of AE's

ENDO Basic Modality Worklist SCU is implemented as a single application entity as a Service Class User for requesting demographic information. The DICOM C-Find Modality Worklist Service is used to retrieve demographic information. Create a DICOM basic worklist management data request. Then Initiate a DICOM association to send the request. Then, issue a C-Find request and wait for the worklist responses, after receiving response a list is generated containing the patient demographic data and a Close Association request is sent.

## 2.4 Query and Retrieve

### 2.4.1 Application Data Flow Diagram

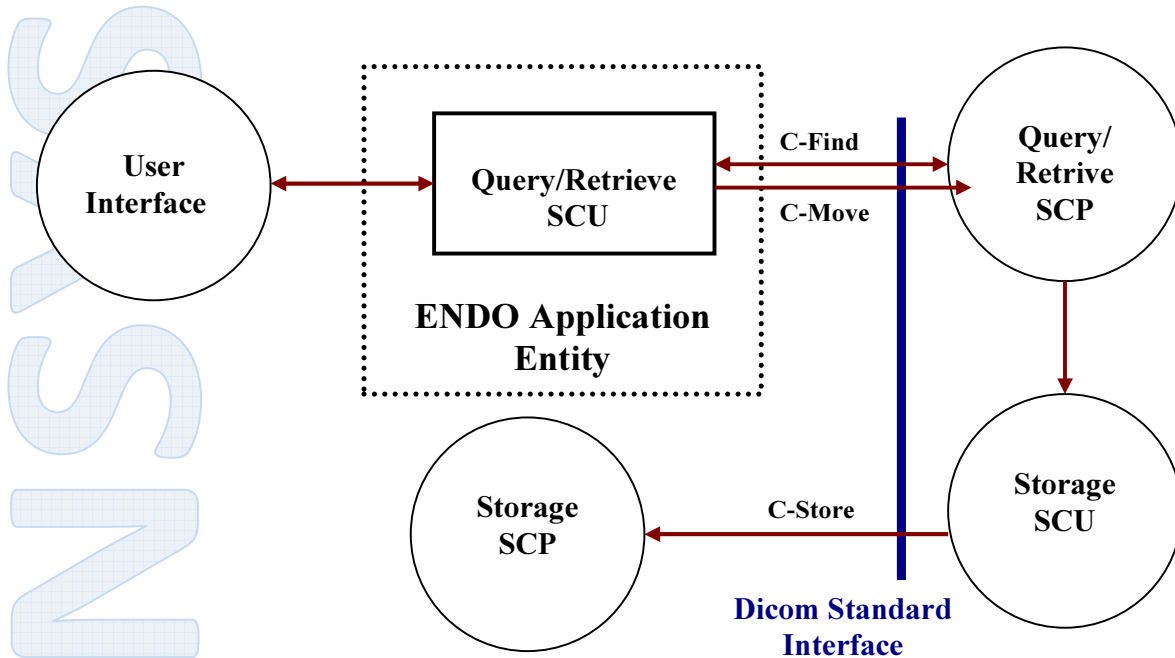


Figure 4: Application data flow diagram of Query/Retrieve SCU

### 2.4.2 Functional Definitions of AE's

#### 2.4.2.1 Query/Retrieve SCU

When using ENDO C-Find/C-Move SCU, an association which includes the Presentation Contexts of the selected Query Level defined by the user from the DICOM Query/Retrieve information models (i.e. Patient Root, Study Root, and Patient/Study Only). If Query/Retrieve SCP accepts the request. Then, a request directory information at any of these levels is sent depending on the user choice. A new association is created for each directory search, and is immediately closed as soon as the requested information is received. The operator may also request that a patient, study, series or image be retrieved from the remote AE by pressing the Move button. A new association is initiated for the request, which remains open until all files have been received. The actual file transfer occurs on a separate association initiated by the remote AE

## 3. AE Specifications

### 3.1 AE Verification Specifications

#### 3.1.1 Association Initiation Policy

The ENDO DICOM Service Tool application attempts to initiate a new association for

- DIMSE C-ECHO Service operation.

##### 3.1.1.1 Real-World Activity - Verification SCU

###### 3.1.1.1.1 Associated Real-World Activity - Verification SCU

The associated Real-World activity is a C-ECHO request initiated by the DICOM Service Tool application. If the process successfully establishes an association to a remote Application Entity, it will send the C-ECHO-Request via the open association to verify that the remote Application Entity is responding to DICOM messages.

###### 3.1.1.1.2 Proposed Presentation Contexts - Verification SCU

The ENDO DICOM application will propose Presentation Contexts as shown in the following table:

Presentation Context Table					
Abstract Syntax		Transfer Syntax		Role	Extended Negotiation
Name	UID	Name List	UID		
Verification	1.2.840.10008.1.1	Implicit VR Little Endian	1.2.840.10008.1.2	SCU	None

**Table 2: Initializing Presentation Context Verification**

###### 3.1.1.1.3 SOP Specific Conformance Statement - Verification SCU

The Application conforms to the definition of a Verification SCU in accordance to the DICOM Standard.



## **3.2 Storage AE Specifications**

### **3.2.1 Association Establishment Policies**

#### **3.2.1.1 General**

The configuration of the ENDO DICOM application defines the Application Entity Titles, the port numbers and of course the host name and net address.

#### **3.2.1.2 Number of Association**

The ENDO DICOM application initiates several associations at a time, one for each transfer request being processed.

#### **3.2.1.3 Asynchronous Nature**

The ENDO DICOM software does not support asynchronous communication (multiple outstanding transactions over a single association).

#### **3.2.1.4 Implementation Identifying Information**

The ENDO DICOM software provides a single Implementation Class UID of

- <" 1.2.826.0.1.3680043.2.773">
- and an Implementation Version Name of
- <"ENDO 8.X">.

### **3.2.2 Association Initiation Policy**

The ENDO DICOM application attempts to initialize a new association for

- DIMSE C-STORE Service operations.

#### **3.2.2.1 Real-World Activity - Storage SCU**

##### **3.2.2.1.1 Associated Real-World Activity - Storage SCU**

The ENDO will send C-STORE request to the Remote AE. If the association accepted, Entity, it will transfer each image one after another via the open association. If the C-STORE Response from the remote Application contains an error status the association is aborted.

### 3.2.2.1.2 Proposed Presentation Contexts - Storage SCU

The ENDO DICOM application will propose Presentation Contexts as shown in the following table:

Presentation Context Table					
Abstract Syntax		Transfer Syntax		Role	Extended Negotiation
Name	UID	Name List	UID		
VL Storage Service Classes	1.2.840.10008.5.1.4.1.1.77.1.1 1.2.840.10008.5.1.4.1.1.77.1.2 1.2.840.10008.5.1.4.1.1.77.1.3 1.2.840.10008.5.1.4.1.1.77.1.4	Implicit VR Little Endian Explicit VR Big Endian Explicit VR Little Endian	1.2.840.10008.1.2 1.2.840.10008.1.2.2 1.2.840.10008.1.2.1	SCP	None
SC Image storage Service Class	1.2.840.10008.5.1.4.1.1.7	Implicit VR Little Endian Explicit VR Big Endian Explicit VR Little Endian	1.2.840.10008.1.2 1.2.840.10008.1.2.2 1.2.840.10008.1.2.1	SCU	None
Verification	1.2.840.10008.1.1	Implicit VR Little Endian Explicit VR Big Endian Explicit VR Little Endian	1.2.840.10008.1.2 1.2.840.10008.1.2.2 1.2.840.10008.1.2.1	SCU	None

**Table 2: Initializing Presentation Contexts Storage**

### 3.3 Basic Worklist AE Specification

The basic modality worklist SCU requests that the remote SCP performs a match of all keys specified in the query against the information in its worklist database. ENDO DICOM product provide Standard Conformance to the following DICOM V3.0 SOP Class as an SCU:

SOP Class Name	SOP Class UID
Basic Modality Worklist Information Model – FIND	1.2.840.10008.5.1.4.1.2.1.1

**Table 3: SOP Class for Basic Worklist**

#### 3.3.1 Association Establishment Policies

##### 3.3.1.1 General

The configuration of the ENDO DICOM basic worklist application defines the Application Entity Titles, the port numbers and of course the host name and net address.

##### 3.3.1.2 Number of Associations

The ENDO DICOM application initiates one/several association(s) at a time, one for each transfer request being processed.

##### 3.3.1.3 Asynchronous Nature

The ENDO DICOM software does not support asynchronous communication (multiple outstanding transactions over a single association).

##### 3.3.1.4 Implementation Identifying Information

The ENDO DICOM software provides a single Implementation Class UID of

- <"1.2.826.0.1.3680043.2.773">

and an Implementation Version Name of

- <"ENDO 8.X">.

### 3.3.2 Association Initiation Policy

The basic modality worklist SCU establish an association by using the DICOM association services.

During association establishment the negotiation of SOP classes to exchange the capabilities of the SCU and the SCP is not supported.

The following DIMSE-C operation is supported as SCU:

- C-FIND

#### 3.3.2.1 Real World Activity

##### 3.3.2.1.1 Associated Real-World Activity

The associated Real-World activity is to initiate query requests to an SCP by using the DICOM Worklist Information Model.

##### 3.3.2.1.2 Proposed Presentation Contexts – Find SCU

Presentation Context Table					
Abstract Syntax		Transfer Syntax		Role	Extended Negotiation
Name	UID	Name List	UID		
Basic Modality Worklist Information Model – FIND	1.2.840.10008.5.1.4.1.2.1.1	Implicit VR Little Endian Explicit VR Big Endian Explicit VR Little Endian	1.2.840.10008.1.2 1.2.840.10008.1.2.2 1.2.840.10008.1.2.1	SCU	Not supported

**Table 4: Initializing Presentation Contexts Basic Worklist**

### 3.3.2.1.3 SOP Specific Conformance Statement

#### Search Key Attributes of the Worklist C-FIND

The ENDO DICOM worklist SCU supports worklist queries with all required search keys. The following tables describe the search keys that the SCU supports.

Attribute name	Tag	Type	Query Value
<b>Scheduled Procedure Step</b>			
Scheduled Procedure Step Sequence	(0008,0005)	R	
> Scheduled Station AE Title	(0040,0100)	R	Single value or Null
> Scheduled Procedure Step Start Date	(0040,0001)	R	Today Today-Null
> Scheduled Procedure Step Start Time	(0040,0002)	R	This Time This Time-Null
>Modality	(0008,0060)	R	Single value or Null
>Scheduled Performing Physician Name	(0040,0006)	R	Single value or Null
<b>Patient Identification</b>			
Patient's Name	(0010,0010)	R	Single value-Null
Patient's ID	(0010,0020)	R	Single value-Null

**Table 5: Scheduled Procedure Step and Patient Identification Search keys**

#### Return Key Attributes of the Worklist C-FIND

The ENDO DICOM worklist SCU supports worklist queries with return key attributes of all types. The following tables describe the return keys that the SCU support

Attribute name	Tag	Return Key Type	Displayed in User Interface
<b>Sop Common</b>			
Specific Character Set	(0008,0005)	IC	
<b>Scheduled Procedure Step</b>			
Scheduled Procedure Step Sequence	(0008,0005)	1	-
> Scheduled Station AE Title	(0040,0100)	1	Yes
> Scheduled procedure Step Start	(0040,0001)	1	Yes

<b>Date</b>			
> Scheduled procedure Step Start Time	(0040,0002)	1	Yes
>Modality	(0008,0060)	1	Yes
>Scheduled Performing Physician Name	(0040,0006)	2	Yes
>Scheduled Procedure Step Description	(0040,0007)	1C	Yes
>Scheduled Station Name	(0040,0010)	2	Yes
>Scheduled Procedure Step Location	(0040,0011)	2	Yes
>Pre-Medication	(0040,0012)	2C	Yes
>Scheduled Procedure Step ID	(0040,0009)	1	Yes
<b>Requested Procedure ID</b>			
Requested Procedure ID	(0040,1001)	1	Yes
Requested Procedure Description	(0032,1060)	1C	Yes
Study Instance UID	(0020,000D)	1	Yes
Requested Procedure Priority	(0040,1003)	2	Yes
Patient Transport Arrangement	(0040,1004)	2	Yes
<b>Imaging Service Request</b>			
Accession Number	(0008,0050)	2	Yes
Requesting Physician	(0032,1032)	2	Yes
Referring Physician's Name	(0008,0090)	2	Yes
<b>Visit Identification</b>			
Admission ID	(0038,0010)	2	Yes
<b>Visit Status</b>			
Current Patient Location	(0038,0300)	2	Yes
<b>Patient Identification</b>			
Patient's Name	(0010,0010)	1	Yes
Patient's ID	(0010,0020)	1	Yes
<b>Patient Demographic</b>			
Patient's Birth Date	(0010,0030)	2	Yes
Patient's Sex	(0010,0040)	2	Yes
Patient's Weight	(0010,1030)	2	Yes
Confidentiality Constraint on Patient Data	(0040,3001)	2	Yes
<b>Patient Medical</b>			
Patient State	(0038,0500)	2	Yes
Pregnancy Status	(0010,21C0)	2	Yes
Medical Alerts	(0010,2000)	2	Yes
Contrast Allergies	(0010,2100)	2	Yes
Special Needs	(0038,0050)	2	Yes

**Table 6: Scheduled Procedure Step, Patient Identification, Imaging Service Request, Patient Demographics, Visit Status, Visit Identification Return keys**

The worklist SCU interpret the following status codes:

- **Success (0000):** Success.
- **Refused (A702):** Unable to perform sub operation (due to failure of a C-STORE).
- **Refused (A802):** Move destination unknown.
- **Refused (A700):** General refusal status.
- **Warning (B000):** General warning status.
- **Failure (C000):** General failure status.

### 3.4 Query/Retrieve AE Specification

The Query/Retrieve SCU request that the remote SCP perform a match of all keys specified in the request, against the information in its database and the identified images will be moved or retrieved to the same or a different storage association.

The Query/Retrieve SCP responds to queries based on the records based on its database and images will be sent to the requesting SCU or to a different storage destination.

MiPACS DICOM application provides Standard Conformance to the following DICOM V3.0 SOP Classes as SCU:

SOP Class Name	SOP Class UID
Patient Root Query/Retrieve Information Model – FIND	1.2.840.10008.5.1.4.1.2.1.1
Patient Root Query/Retrieve Information Model – MOVE	1.2.840.10008.5.1.4.1.2.1.2
Patient Root Query/Retrieve Information Model – GET	1.2.840.10008.5.1.4.1.2.1.3
Study Root Query/Retrieve Information Model-FIND	1.2.840.10008.5.1.4.1.2.2.1
Study Root Query/Retrieve Information Model-MOVE	1.2.840.10008.5.1.4.1.2.2.2
Study Root Query/Retrieve Information Model-GET	1.2.840.10008.5.1.4.1.2.2.3
Patient/Study Only Query/Retrieve Information Model – FIND	1.2.840.10008.5.1.4.1.2.3.1
Patient/Study Only Query/Retrieve Information Model – MOVE	1.2.840.10008.5.1.4.1.2.3.2
Patient/Study Only Query/Retrieve Information Model – GET	1.2.840.10008.5.1.4.1.2.3.3

**Table 7: SOP Classes for Query/Retrieve**

### **3.4.1 Association Establishment Policies**

#### **3.4.1.1 General**

The configuration of the ENDO DICOM Query/Retrieve application defines the Application Entity Titles, the port numbers and of course the host name and net address.

#### **3.4.1.2 Number of Associations**

The ENDO DICOM application initiates several associations at a time, one for each Query/Retrieve request being processed.

#### **3.4.1.3 Asynchronous Nature**

The ENDO DICOM software does not support asynchronous communication (multiple outstanding transactions over a single association).

### **3.4.2 Association Initiation Policy**

The Query/Retrieve SCU and SCP establish an association by using the DICOM association services. During association establishment the Query/Retrieve application entities negotiate the supported SOP classes to exchange the capabilities of the SCU and the SCP.

The following DIMSE-C operations are supported as SCU:

- C-FIND Service operation.
- C-MOVE Service operation.

#### **3.4.2.1 Real World Activity - Find SCU**

##### **3.4.2.1.1 Associated Real-World Activity - Find SCU**

The associated Real-World activity is to initiate query request to an SCP with the query model Patient Root or Study Root or Patient/Study Only.



### 3.4.2.1.2 Proposed Presentation Contexts - Find SCU

Presentation Context Table					
Abstract Syntax		Transfer Syntax		Role	Extended Negotiation
Name	UID	Name List	UID		
Patient Root Query/Retrieve Information Model – FIND	1.2.840.10008.5.1.4.1.2.1.1	Explicit VR Little Endian	1.2.840.10008.1.2.1	SCU	Not supported
Study Root Query/Retrieve Information Model- FIND	1.2.840.10008.5.1.4.1.2.2.1	Explicit VR Little Endian	1.2.840.10008.1.2.1	SCU	Not supported
Patient/Study Only Query/Retrieve Information Model - FIND	1.2.840.10008.5.1.4.1.2.3.1	Explicit VR Little Endian	1.2.840.10008.1.2.1	SCU	Not supported

Table 8: Initializing Presentation Contexts Query

### 3.4.2.1.3 SOP Specific Conformance Statement - Find SCU

The ENDO DICOM Query/Retrieve SCU supports hierarchical queries with all mandatory and required search keys. The following tables describe the search keys for the different query models that the ENDO Query application supports as an SCU:

Attribute name	Tag	Type	Matching	User Input	Return Value Displayed
<b>Patient Level</b>					
Patient Name	(0010,0010)	R	Wild Char	Enter Value	yes
Patient ID	(0010,0020)	U-Patient Root R-Study Root U-Patient/Study Only	Wild Char	Enter Value	yes
Patient's Birth Date	(0010,0030)	O	universal (NULL)	-	yes
Patient's Sex	(0010,0040)	O	Single value	Enter Value	yes
<b>Study Level</b>					

Study Instance UID	(0020,000D)	U	Single value	Enter Value	yes
Study ID	(0020,0010)	R	Single value	Enter Value	yes
Study Date	(0008,0020)	R	Single value-Range value-Null	Enter Value	yes
Study Time	(0008,0030)	R	Single value-Range value-Null	Enter Value	yes
Accession Number	(0008,0050)	R	Single value	Enter Value	yes
<b>Series Level</b>					
Series Instance UID	(0020,000E)	U	Single value	Enter Value	yes
Series Number	(0020,0011)	R	Single value	Enter Value	yes
Modality	(0008,0060)	R	Single value	Enter Value	yes
<b>Image Level</b>					
SOP Instance UID	(0008,0018)	U	Single value	Enter Value	yes
Image Number	(0020,0013)	R	Single value	Enter Value	yes

**Table 9: Patient root and Study root query attributes**

The Find SCU can decode the following responses:

- **Success (0000):** Success.
- **Refused (A700):** Failed Out of Resources.
- **Refused (A900):** Identifier does not match sop class.
- **Cancel (FE00):** Terminating due to Cancel Request.
- **Pending (FF00):** Pending Request.

### 3.4.2.2 Real World Activity - Move SCU

#### 3.4.2.2.1 Associated Real-World Activity - Move SCU

The associated Real-World activity is to initiate query request to an SCP with the query model Patient Root or Study Root or Patient/Study Only.

#### 3.4.2.2.2 Proposed Presentation Contexts - Move SCU

Presentation Context Table					
Abstract Syntax		Transfer Syntax		Role	Extended Negotiation
Name	UID	Name List	UID		
Patient Root Query/Retrieve Information Model – MOVE	1.2.840.10008.5.1.4.1.2.1.2	Explicit VR Little Endian	1.2.840.10008.1.2.1	SCU	Not supported
Study Root Query/Retrieve Information Model- MOVE	1.2.840.10008.5.1.4.1.2.2.2	Explicit VR Little Endian	1.2.840.10008.1.2.1	SCU	Not supported
Patient/Study Only Query/Retrieve Information Model - MOVE	1.2.840.10008.5.1.4.1.2.3.2	Explicit VR Little Endian	1.2.840.10008.1.2.1	SCU	Not supported

Table 10: Initializing Presentation Contexts Retrieve

#### 3.4.2.2.3 SOP Specific Conformance Statement - Move SCU

At association establishment time the C-MOVE presentation context shall be negotiated. The C-STORE sub-operations must be done on a different association to transfer images to another SCP of the Storage Service Class.

Attribute name	Tag	Type	Matching	User Input	Return Value Displayed
<b>Patient Level</b>					
Patient Name	(0010,0010)	R	Universal	Enter Value	Yes
Patient ID	(0010,0020)	U-Patient Root R-Study Root U-Patient/Study	Wild Char-Single value	Enter Value	Yes

		Only			
Patient's Birth date	(0010,0030)	O	Universal (NULL)	-	Yes
Patient's Sex	(0010,0040)	O	Universal	-	Yes
<b>Study Level</b>					
Study Instance UID	(0020,000D)	U	Single value	Enter Value	Yes
Study ID	(0020,0010)	R	Universal	Enter Value	Yes
Study Date	(0008,0020)	R	Single value -Range Value- Universal	Enter Value	Yes
Study Time	(0008,0030)	R	Single value -Range Value- Universal	Enter Value	Yes
Accession Number	(0008,0050)	R	Universal	Enter Value	Yes
<b>Series Level</b>					
Series Instance UID	(0020,000E)	U	Single Value	Enter Value	Yes
Series Number	(0020,0011)	R	Universal	Enter Value	Yes
Modality	(0008,0060)	R	Universal	Enter Value	Yes
<b>Image Level</b>					
SOP Instance UID	(0008,0018)	U	Single value	Enter Value	Yes
Image Number	(0020,0013)	R	Universal	Enter Value	Yes

**Table 11: Patient root and Study root query/retrieve attributes**

The Move SCU can decode the following responses:

- **Success (0000):** Success.
- **Refused (A701):** Unable to count no of match.
- **Refused (A702):** Unable to perform sub operation.
- **Refused (A802):** Move destination unknown.
- **Cancel (FE00):** Terminating due to Cancel Request.
- **Warning (B000):** General warning status.
- **Failure (C000):** General failure status.
- **Pending (FF00):** Sub-operations are Continue.

## 4. Communication Profile

### 4.1 Supported Communication Stacks

The ENDO DICOM applications provide DICOM V3.0 TCP/IP Network Communication Support as defined in Part 8 of the DICOM Standard.

#### 4.1.1 OSI Stack

Not Supported.

#### 4.1.2 TCP/IP Stack

The ENDO DICOM application uses the TCP/IP stack from the Windows NT system upon which it executes.

##### 4.1.2.1 API

The ENDO DICOM application is based on a TCP/IP socket interface.

##### 4.1.2.2 Physical Media Support

The ENDO DICOM application is indifferent to the physical medium over which TCP/IP executes; it inherits this from the Windows NT system upon which it executes

Supported physical media includes:

- IEEE 802.3-1995(Fast Ethernet) 100BASE-TX.
- IEEE 802.3-1995 10BASE-TX.

#### 4.1.3 Point-to-Point Stack

Not Supported.

## 5. Configuration

### 5.1 AE Title / Presentation Address Mapping

To ensure unique identification the hostname should be part of the AE Titles (e.g. Mi\_myhost).

The string can be up to 16 characters long and must not contain any extended characters, only 7 bit ASCII characters (excluding control characters) are allowed according to DICOM standard.

#### Local AE Titles and Presentation Addresses

The local AETs can be configured using the Service application.

The following AETs can be entered:

- One common AET for Storage AE, Query/Retrieve and Basic Worklist AE SCU.

Storage and Query/Retrieve SCP listen on port 104.

Storage, Query/Retrieve and Worklist SCU use port 106.

#### Remote AE Titles and Presentation Addresses

For remote AETs, host names, IP addresses and port numbers can be configured using the Service application. For each AET a list of supported services can also be configured.

## 5.2 Configurable Parameters

### 5.2.1 Storage

The Service application can be used to set the AETs, port numbers, host names, IP addresses and capabilities for the remote nodes' (SCP's). The user can select operator and compression types for each SCP separately.

### 5.2.2 Time out Parameters

The Service application can be used to set all the following time out constants to a certain value depending on user input

- Time-out for accepting/rejecting an association request.
- Time-out for responding to an association open/close request.
- Time-out for accepting a message over network.
- Time-out for waiting for data between TCP/IP-packets.
- Time-out for waiting for receiving request\response for Storage, Query/Retrieve and Basic Worklist SCP/SCU.

## 5.3 Default Parameters

- maximal PDU size is set to 16384 Bytes