

# Vision Tools OperaPro

Connection Layout

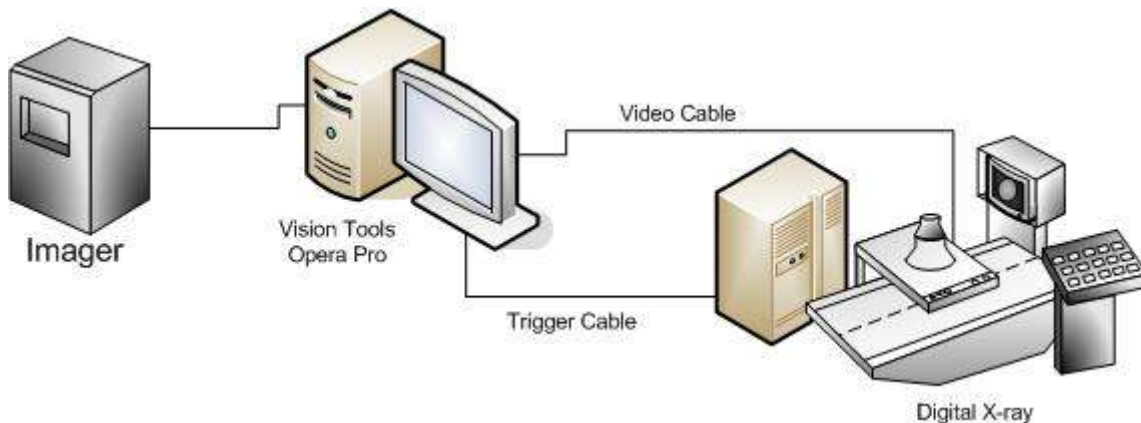


## One Machine Connection

Vision Tools workstation can work as both acquisition and viewing station in the same hardware or can be separated to provide acquisition is one station and viewing in another station this suites better the network environment.

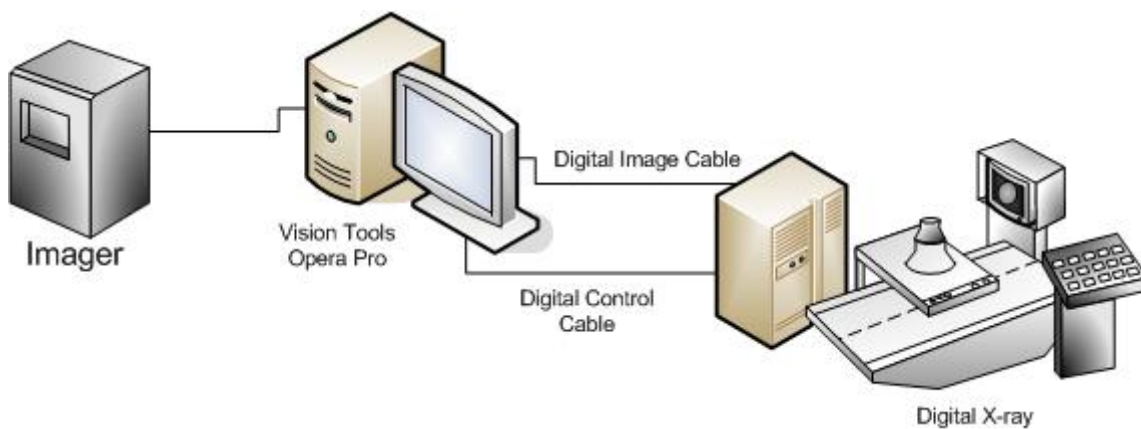
## Video Connection [non-Dicom]

Vision Tools OperaPro workstation is connected to the non-dicom X-ray machine using BNC video cable. The workstation supports both standard video signals [PAL or NTSC] and non-standard video signals [Low freq. or High-freq.].



## Digital Connection [non-Dicom]

Vision Tools OperaPro workstation is connected to the non-dicom X-ray machine using Digital Interface cables [one for image and one for control].



## Dicom Connection

**Main Office:** 9 Abd El Hamid Lotfy St, Makram Obied ,Nasr City,  
Cairo, Egypt  
Tel/ Fax : +20 (0) 2 29287061 & +20 (0) 2 22713860

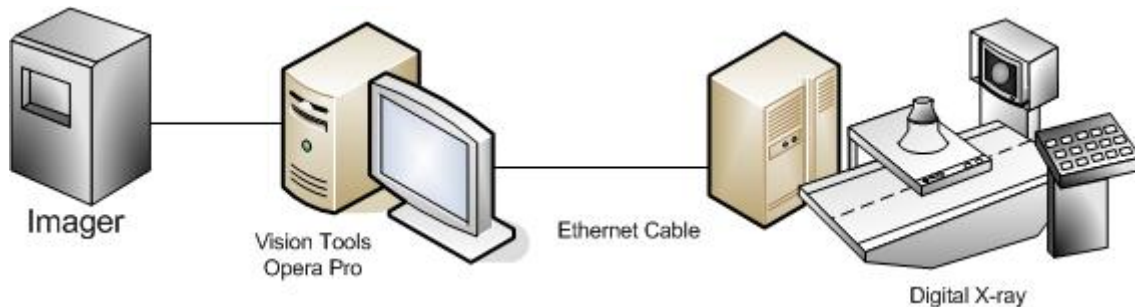
**MILLENSYS – S.A.E**  
E-mail: [sales@millensys.com](mailto:sales@millensys.com)  
WEB: <http://www.millensys.com>

# Vision Tools OperaPro

## Connection Layout



Vision Tools OperaPro workstation is connected to the dicom X-ray machine using standard network cable. The workstation can support any type of network connections, the workstation is provided with a dicom store server [SCP] to accept dicom X-ray images and Cine Loops from the X-ray machines.



## Network Connection

Multiple Vision Tools OperaPro workstations can be connected to a network to provide mini pacs system for X-ray machines in order to store images, cine loops and reports to one file server and be accessed from any OperaPro workstation on the network.

The OperaPro network can be either standard network environment [non-dicom] or can be dicom network. For Viewing and processing, Vision Tools OperaPro Review station is connected to the network to view and process images, cine loops and reports from any where in the network.

